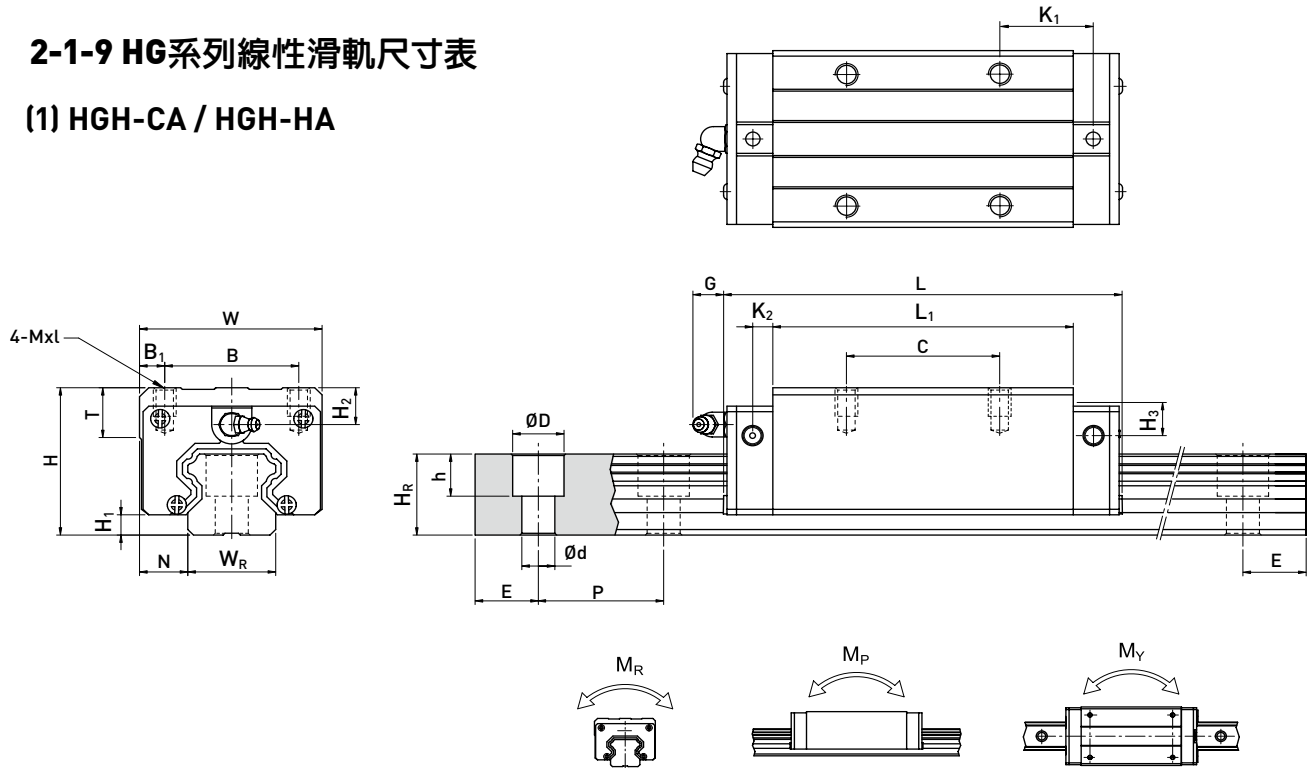


HG系列

重負荷型滾珠線性滑軌

2-1-9 HG系列線性滑軌尺寸表

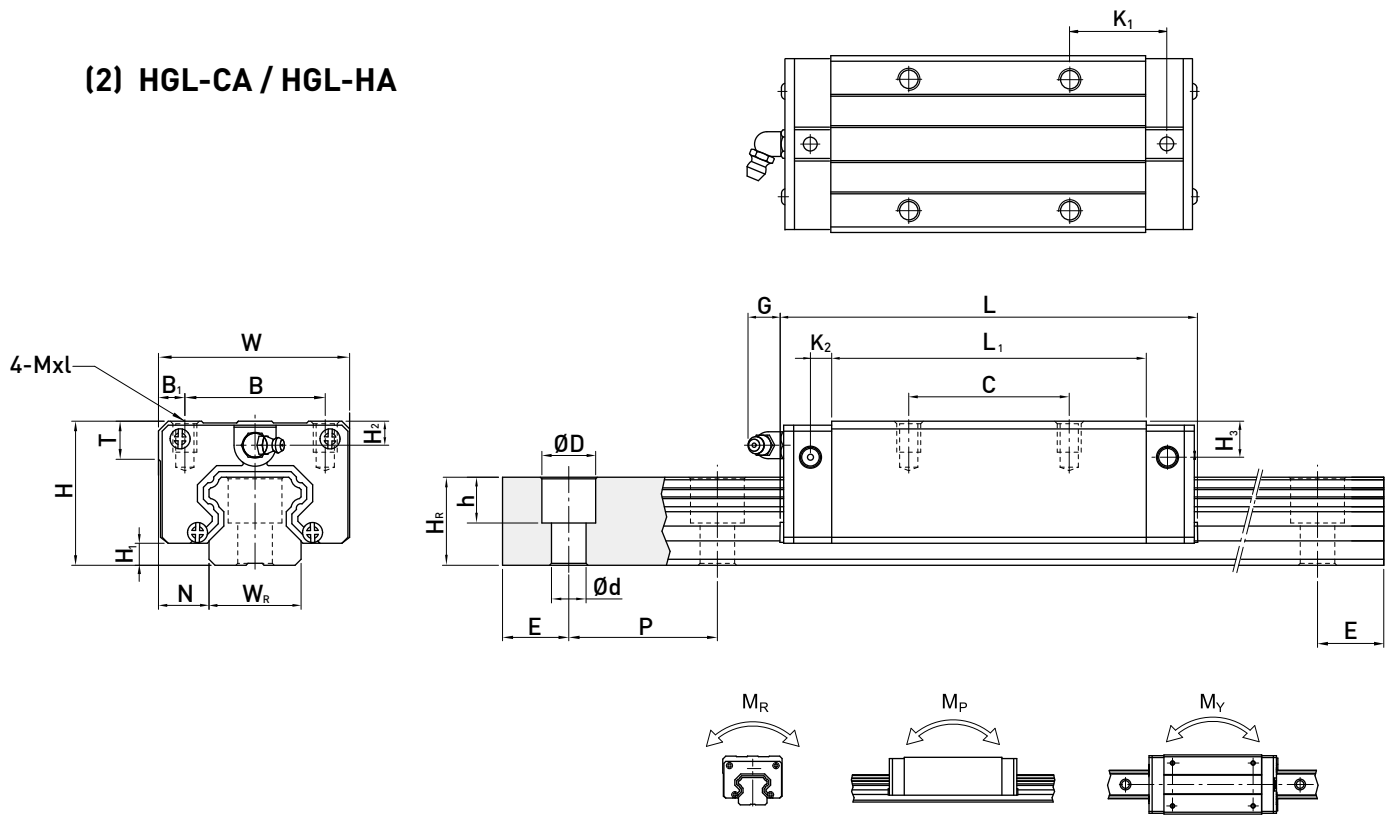
(1) HGH-CA / HGH-HA



型號	組件尺寸 (mm)			滑塊尺寸 (mm)										滑軌尺寸 (mm)						滑軌的固定螺柱尺寸 (mm)	基本動額定負荷 C(kN)	基本靜額定負荷 C ₀ (kN)	容許靜力矩			重量					
	H	H ₁	N	W	B	B ₁	C	L ₁	L	K ₁	K ₂	G	Mxl	T	H ₂	H ₃	W _R	H _R	D				h	d	P	E	M _R	M _P	M _Y	滑塊	滑軌
HGH 15CA	28	4.3	9.5	34	26	4	26	39.4	61.4	10	4.85	5.3	M4x5	6	7.95	7.7	15	15	7.5	5.3	4.5	60	20	M4x16	11.38	16.97	0.12	0.10	0.10	0.18	1.45
HGH 20CA	30	4.6	12	44	32	6	36	50.5	77.5	12.25	6	12	M5x6	8	6	6	20	17.5	9.5	8.5	6	60	20	M5x16	17.75	27.76	0.27	0.20	0.20	0.30	2.21
HGH 20HA							50	65.2	92.2	12.6															21.18	35.90	0.35	0.35	0.35	0.39	
HGH 25CA	40	5.5	12.5	48	35	6.5	35	58	84	16.8	6	12	M6x8	8	10	9	23	22	11	9	7	60	20	M6x20	26.48	36.49	0.42	0.33	0.33	0.51	3.21
HGH 25HA							50	78.6	104.6	19.6															32.75	49.44	0.56	0.57	0.57	0.69	
HGH 30CA	45	6	16	60	40	10	40	70	97.4	20.25	6	12	M8x10	8.5	9.5	13.8	28	26	14	12	9	80	20	M8x25	38.74	52.19	0.66	0.53	0.53	0.88	4.47
HGH 30HA							60	93	120.4	21.75															47.27	69.16	0.88	0.92	0.92	1.16	
HGH 35CA	55	7.5	18	70	50	10	50	80	112.4	20.6	7	12	M8x12	10.2	16	19.6	34	29	14	12	9	80	20	M8x25	49.52	69.16	1.16	0.81	0.81	1.45	6.30
HGH 35HA							72	105.8	138.2	22.5															60.21	91.63	1.54	1.40	1.40	1.92	
HGH 45CA	70	9.5	20.5	86	60	13	60	97	139.4	23	10	12.9	M10x17	16	18.5	30.5	45	38	20	17	14	105	22.5	M12x35	77.57	102.71	1.98	1.55	1.55	2.73	10.41
HGH 45HA							80	128.8	171.2	28.9															94.54	136.46	2.63	2.68	2.68	3.61	
HGH 55CA	80	13	23.5	100	75	12.5	75	117.7	166.7	27.35	11	12.9	M12x18	17.5	22	29	53	44	23	20	16	120	30	M14x45	114.44	148.33	3.69	2.64	2.64	4.17	15.08
HGH 55HA							95	155.8	204.8	36.4															139.35	196.20	4.88	4.57	4.57	5.49	
HGH 65CA	90	15	31.5	126	76	25	70	144.2	200.2	43.1	14	12.9	M16x20	25	15	15	63	53	26	22	18	150	35	M16x50	163.63	215.33	6.65	4.27	4.27	7.00	21.18
HGH 65HA							120	203.6	259.6	47.8															208.36	303.13	9.38	7.38	7.38	9.82	

註：1 kgf = 9.81 N

(2) HGL-CA / HGL-HA



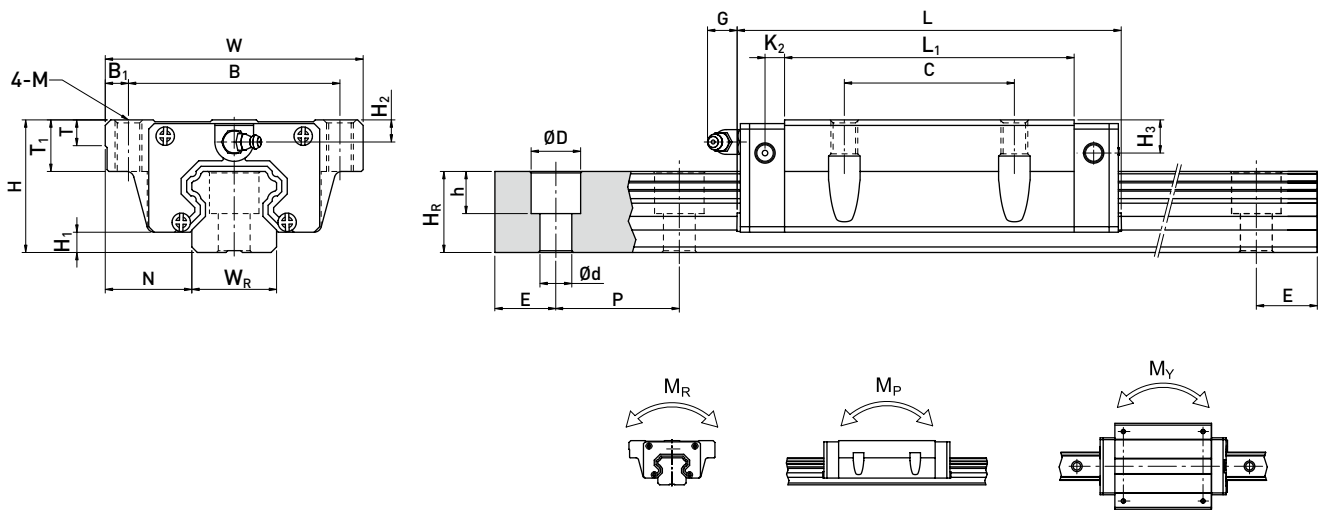
型號	組件尺寸 (mm)		滑塊尺寸 (mm)											滑軌尺寸 (mm)					滑軌的固定螺栓尺寸 (mm)	基本動額定負荷 C (kN)	基本靜額定負荷 C ₀ (kN)	容許靜力矩			重量						
	H	H ₁	N	W	B	B ₁	C	L ₁	L	K ₁	K ₂	G	Mxl	T	H ₂	H ₃	W _R	H _R				D	h	d	P	E	M _R (kN-m)	M _P (kN-m)	M _Y (kN-m)	滑塊 (kg)	滑軌 (kg/m)
HGL 15CA	24	4.3	9.5	34	26	4	26	39.4	61.4	10	4.85	5.3	M4x4	6	3.95	3.7	15	15	7.5	5.3	4.5	60	20	M4x16	11.38	16.97	0.12	0.10	0.10	0.14	1.45
HGL 25CA	36	5.5	12.5	48	35	6.5	35	58	84	15.7	6	12	M6x6	8	5	5	23	22	11	9	7	60	20	M6x20	26.48	36.49	0.42	0.33	0.33	0.42	3.21
HGL 25HA							50	78.6	104.6	18.5															32.75	49.44	0.56	0.57	0.57	0.57	
HGL 30CA	42	6	16	60	40	10	40	70	97.4	20.25	6	12	M8x10	8.5	6.5	10.8	28	26	14	12	9	80	20	M8x25	38.74	52.19	0.66	0.53	0.53	0.78	4.47
HGL 30HA							60	93	120.4	21.75															47.27	69.16	0.88	0.92	0.92	1.03	
HGL 35CA	48	7.5	18	70	50	10	50	80	112.4	20.6	7	12	M8x12	10.2	9	12.6	34	29	14	12	9	80	20	M8x25	49.52	69.16	1.16	0.81	0.81	1.14	6.30
HGL 35HA							72	105.8	138.2	22.5															60.21	91.63	1.54	1.40	1.40	1.52	
HGL 45CA	60	9.5	20.5	86	60	13	60	97	139.4	23	10	12.9	M10x17	16	8.5	20.5	45	38	20	17	14	105	22.5	M12x35	77.57	102.71	1.98	1.55	1.55	2.08	10.41
HGL 45HA							80	128.8	171.2	28.9															94.54	136.46	2.63	2.68	2.68	2.75	
HGL 55CA	70	13	23.5	100	75	12.5	75	117.7	166.7	27.35	11	12.9	M12x18	17.5	12	19	53	44	23	20	16	120	30	M14x45	114.44	148.33	3.69	2.64	2.64	3.25	15.08
HGL 55HA							95	155.8	204.8	36.4															139.35	196.20	4.88	4.57	4.57	4.27	

註 : 1 kgf = 9.81 N

HG系列

重負荷型滾珠線性滑軌

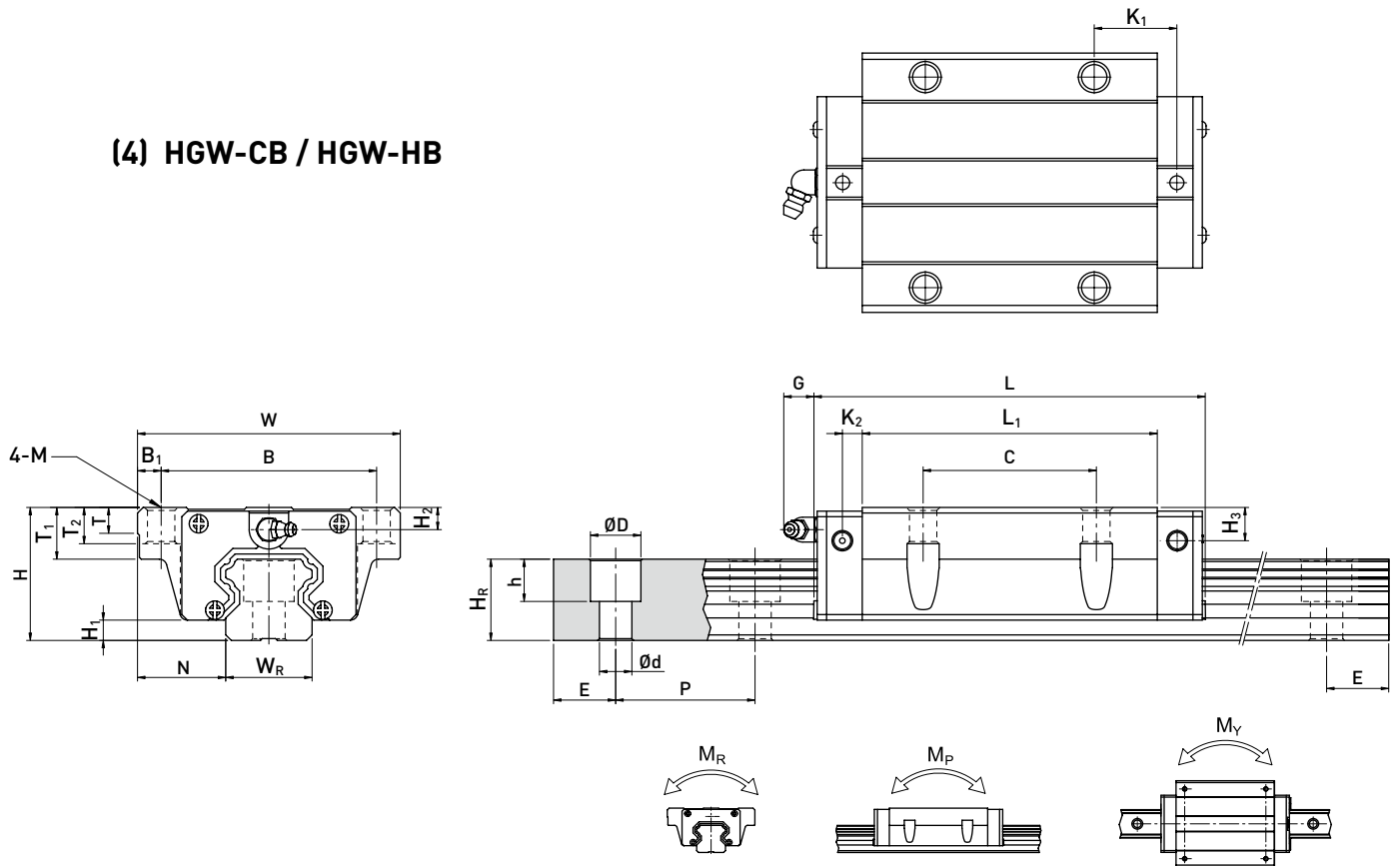
(3) HGW-CA / HGW-HA



型號	組件尺寸 (mm)		滑塊尺寸 (mm)													滑軌尺寸 (mm)		滑軌的固定螺柱尺寸 (mm)	基本動額定負荷 C(kN)	基本靜額定負荷 C ₀ (kN)	容許靜力矩			重量								
	H	H ₁	N	W	B	B ₁	C	L ₁	L	K ₁	K ₂	G	M	T	T ₁	H ₂	H ₃				W _R	H _R	D	h	d	P	E	M _R	M _P	M _Y	滑塊	滑軌
	mm	mm	mm	mm	mm	mm	mm	mm	mm	mm	mm	mm	mm	mm	mm	mm	mm				mm	mm	mm	mm	mm	mm	mm	mm	kN-m	kN-m	kN-m	kg
HGW 15CA	24	4.3	16	47	38	4.5	30	39.4	61.4	8	4.85	5.3	M5	6	8.9	3.95	3.7	15	15	7.5	5.3	4.5	60	20	M4x16	11.38	16.97	0.12	0.10	0.10	0.17	1.45
HGW 20CA	30	4.6	21.5	63	53	5	40	50.5	77.5	10.25	6	12	M6	8	10	6	6	20	17.5	9.5	8.5	6	60	20	M5x16	17.75	27.76	0.27	0.20	0.20	0.40	2.21
HGW 20HA								65.2	92.2	17.6																21.18	35.90	0.35	0.35	0.35	0.52	
HGW 25CA	36	5.5	23.5	70	57	6.5	45	58	84	11.8	6	12	M8	8	14	6	5	23	22	11	9	7	60	20	M6x20	26.48	36.49	0.42	0.33	0.33	0.59	3.21
HGW 25HA								78.6	104.6	22.1																32.75	49.44	0.56	0.57	0.57	0.80	
HGW 30CA	42	6	31	90	72	9	52	70	97.4	14.25	6	12	M10	8.5	16	6.5	10.8	28	26	14	12	9	80	20	M8x25	38.74	52.19	0.66	0.53	0.53	1.09	4.47
HGW 30HA								93	120.4	25.75																47.27	69.16	0.88	0.92	0.92	1.44	
HGW 35CA	48	7.5	33	100	82	9	62	80	112.4	14.6	7	12	M10	10.1	18	9	12.6	34	29	14	12	9	80	20	M8x25	49.52	69.16	1.16	0.81	0.81	1.56	6.30
HGW 35HA								105.8	138.2	27.5																60.21	91.63	1.54	1.40	1.40	2.06	
HGW 45CA	60	9.5	37.5	120	100	10	80	97	139.4	13	10	12.9	M12	15.1	22	8.5	20.5	45	38	20	17	14	105	22.5	M12x35	77.57	102.71	1.98	1.55	1.55	2.79	10.41
HGW 45HA								128.8	171.2	28.9																94.54	136.46	2.63	2.68	2.68	3.69	
HGW 55CA	70	13	43.5	140	116	12	95	117.7	166.7	17.35	11	12.9	M14	17.5	26.5	12	19	53	44	23	20	16	120	30	M14x45	114.44	148.33	3.69	2.64	2.64	4.52	15.08
HGW 55HA								155.8	204.8	36.4																139.35	196.20	4.88	4.57	4.57	5.96	
HGW 65CA	90	15	53.5	170	142	14	110	144.2	200.2	23.1	14	12.9	M16	25	37.5	15	15	63	53	26	22	18	150	35	M16x50	163.63	215.33	6.65	4.27	4.27	9.17	21.18
HGW 65HA								203.6	259.6	52.8																208.36	303.13	9.38	7.38	7.38	12.89	

註 : 1 kgf = 9.81 N

(4) HGW-CB / HGW-HB



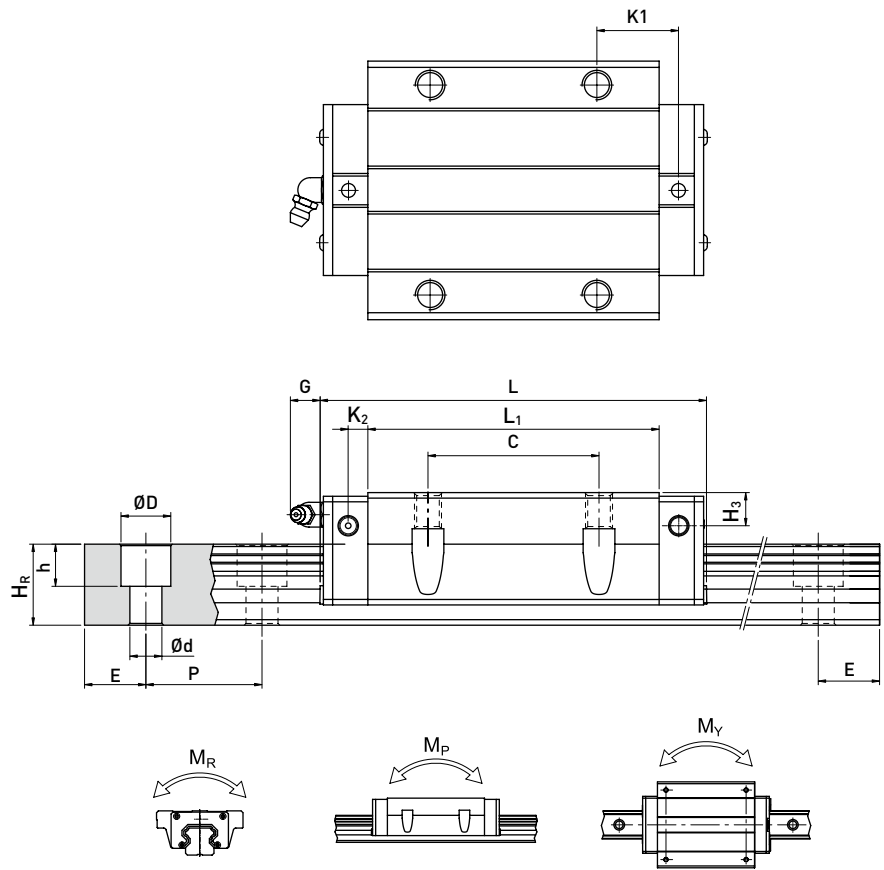
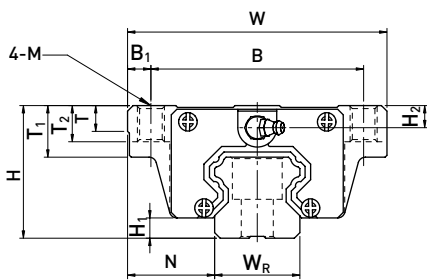
型號	組件尺寸 (mm)			滑塊尺寸 (mm)														滑軌尺寸 (mm)		滑軌的固定螺柱尺寸 (mm)	基本動額定負荷 C(kN)	基本靜額定負荷 C ₀ (kN)	容許靜力矩			重量									
	H	H ₁	N	W	B	B ₁	C	L ₁	L	K ₁	K ₂	G	M	T	T ₁	T ₂	H ₂	H ₃	W _R				H _R	D	h	d	P	E	M _R	M _P	M _Y	滑塊	滑軌		
	kN-m																												kg	kg/m					
HGW 15CB	24	4.3	16	47	38	4.5	30	39.4	61.4	8	4.85	5.3	Ø4.5	6	8.9	6.95	3.95	3.7	15	15	7.5	5.3	4.5	60	20	M4x16	11.38	16.97	0.12	0.10	0.10	0.17	1.45		
HGW 20CB	30	4.6	21.5	63	53	5	40	50.5	77.5	10.25																									
HGW 20HB								65.2	92.2	17.6	6	12	Ø6	8	10	9.5	6	6	20	17.5	9.5	8.5	6	60	20	M5x16	21.18	35.90	0.35	0.35	0.35	0.52	2.21		
HGW 25CB								58	84	11.8																									
HGW 25HB	36	5.5	23.5	70	57	6.5	45	78.6	104.6	22.1	6	12	Ø7	8	14	10	6	5	23	22	11	9	7	60	20	M6x20	26.48	36.49	0.42	0.33	0.33	0.59	3.21		
HGW 30CB								70	97.4	14.25																									
HGW 30HB	42	6	31	90	72	9	52	93	120.4	25.75	6	12	Ø9	8.5	16	10	6.5	10.8	28	26	14	12	9	80	20	M8x25	47.27	69.16	0.88	0.92	0.92	1.44	4.47		
HGW 35CB								80	112.4	14.6																									
HGW 35HB	48	7.5	33	100	82	9	62	105.8	138.2	27.5	7	12	Ø9	10.1	18	13	9	12.6	34	29	14	12	9	80	20	M8x25	49.52	69.16	1.16	0.81	0.81	1.56	6.30		
HGW 45CB								97	139.4	13																									
HGW 45HB	60	9.5	37.5	120	100	10	80	128.8	171.2	28.9	10	12.9	Ø11	15.1	22	15	8.5	20.5	45	38	20	17	14	105	22.5	M12x35	77.57	102.71	1.98	1.55	1.55	2.79	10.41		
HGW 55CB								117.7	166.7	17.35																									
HGW 55HB	70	13	43.5	140	116	12	95	155.8	204.8	36.4	11	12.9	Ø14	17.5	26.5	17	12	19	53	44	23	20	16	120	30	M14x45	139.35	196.20	4.88	4.57	4.57	5.96	15.08		
HGW 65CB								144.2	200.2	23.1																									
HGW 65HB	90	15	53.5	170	142	14	110	203.6	259.6	52.8	14	12.9	Ø16	25	37.5	23	15	15	63	53	26	22	18	150	35	M16x50	208.36	303.13	9.38	7.38	7.38	12.89	21.18		

註 : 1 kgf = 9.81 N

HG系列

重負荷型滾珠線性滑軌

(5) HGW-CC / HGW-HC



型號	組件尺寸 (mm)				滑塊尺寸 (mm)													滑軌尺寸 (mm)				滑軌的固定螺柱尺寸	基本動額定負荷 C (kN)	基本靜額定負荷 C ₀ (kN)	容許靜力矩			重量					
	H	H ₁	N	W	B	B ₁	C	L ₁	L	K ₁	K ₂	G	M	T	T ₁	T ₂	H ₂	H ₃	W _R	H _R	D				h	d	P	E	(mm)	C (kN)	C ₀ (kN)	M _R (kN-m)	M _P (kN-m)
HGW 15CC	24	4.3	16	47	38	4.5	30	39.4	61.4	8	4.85	5.3	M5	6	8.9	6.95	3.95	3.7	15	15	7.5	5.3	4.5	60	20	M4x16	11.38	16.97	0.12	0.10	0.10	0.17	1.45
HGW 20CC	30	4.6	21.5	63	53	5	40	50.5	77.5	10.25	6	12	M6	8	10	9.5	6	6	20	17.5	9.5	8.5	6	60	20	M5x16	17.75	27.76	0.27	0.20	0.20	0.40	2.21
HGW 20HC								65.2	92.2	17.6																	21.18	35.90	0.35	0.35	0.35	0.52	
HGW 25CC	36	5.5	23.5	70	57	6.5	45	58	84	11.8	6	12	M8	8	14	10	6	5	23	22	11	9	7	60	20	M6x20	26.48	36.49	0.42	0.33	0.33	0.59	3.21
HGW 25HC								78.6	104.6	22.1																	32.75	49.44	0.56	0.57	0.57	0.80	
HGW 30CC	42	6	31	90	72	9	52	70	97.4	14.25	6	12	M10	8.5	16	10	6.5	10.8	28	26	14	12	9	80	20	M8x25	38.74	52.19	0.66	0.53	0.53	1.09	4.47
HGW 30HC								93	120.4	25.75																	47.27	69.16	0.88	0.92	0.92	1.44	
HGW 35CC	48	7.5	33	100	82	9	62	80	112.4	14.6	7	12	M10	10.1	18	13	9	12.6	34	29	14	12	9	80	20	M8x25	49.52	69.16	1.16	0.81	0.81	1.56	6.30
HGW 35HC								105.8	138.2	27.5																	60.21	91.63	1.54	1.40	1.40	2.06	
HGW 45CC	60	9.5	37.5	120	100	10	80	97	139.4	13	10	12.9	M12	15.1	22	15	8.5	20.5	45	38	20	17	14	105	22.5	M12x35	77.57	102.71	1.98	1.55	1.55	2.79	10.41
HGW 45HC								128.8	171.2	28.9																	94.54	136.46	2.63	2.68	2.68	3.69	
HGW 55CC	70	13	43.5	140	116	12	95	117.7	166.7	17.35	11	12.9	M14	17.5	26.5	17	12	19	53	44	23	20	16	120	30	M14x45	114.44	148.33	3.69	2.64	2.64	4.52	15.08
HGW 55HC								155.8	204.8	36.4																	139.35	196.20	4.88	4.57	4.57	5.96	
HGW 65CC	90	15	53.5	170	142	14	110	144.2	200.2	23.1	14	12.9	M16	25	37.5	23	15	15	63	53	26	22	18	150	35	M16x50	163.63	215.33	6.65	4.27	4.27	9.17	21.18
HGW 65HC								203.6	259.6	52.8																	208.36	303.13	9.38	7.38	7.38	12.89	

註：1 kgf = 9.81 N